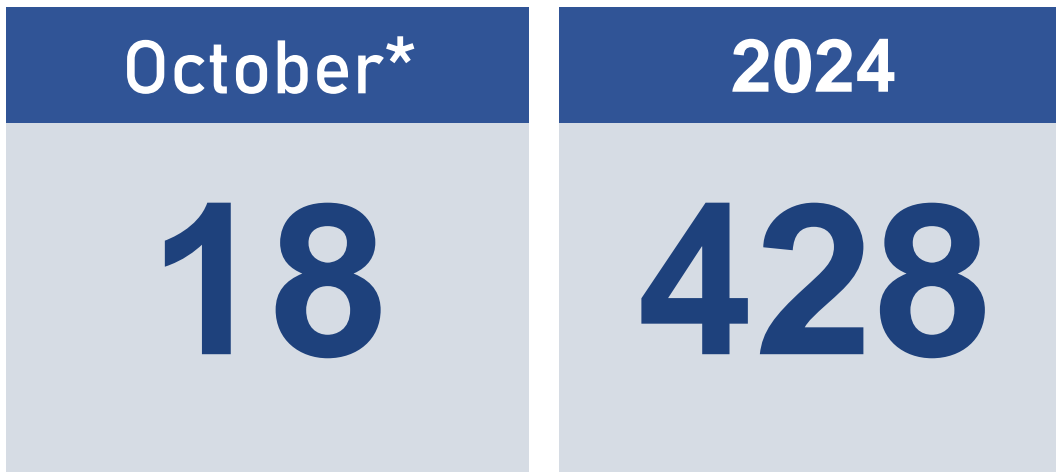


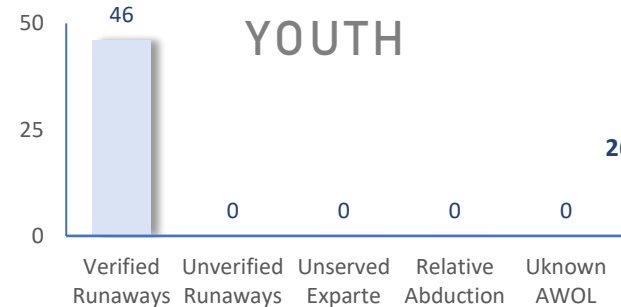
The following statistics show the status and demographics of absent Kansas foster youth and track DCF's successful recovery efforts.

RECOVERED YOUTH

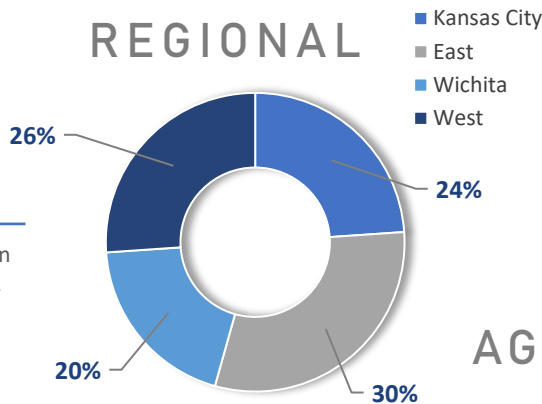


*A youth may be recovered more than once per month.

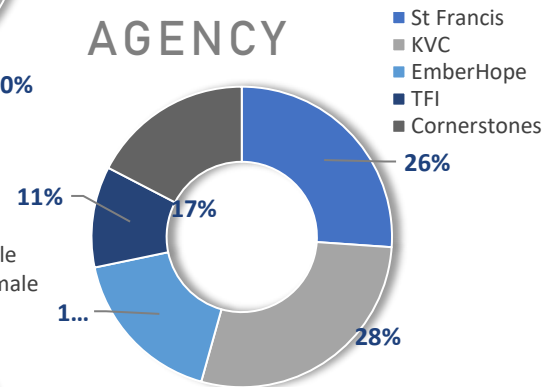
CURRENT AWOL YOUTH



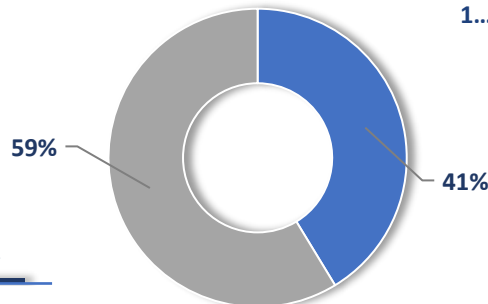
REGIONAL



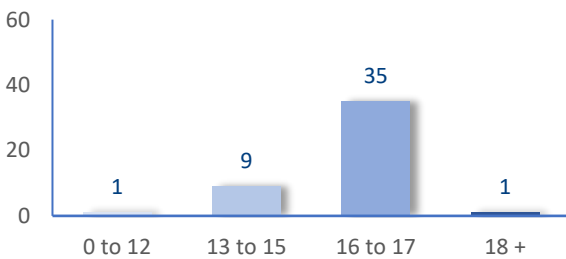
AGENCY



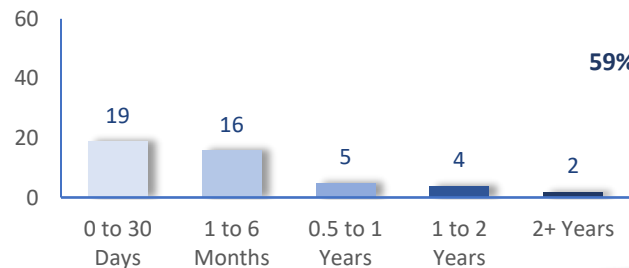
GENDER



AGE



TIME



DAILY AWOL YOUTH

2024

| July | | August | | September | | October | |
|------|--------|--------|--------|-----------|--------|---------|--------|
| DATE | # AWOL | DATE | # AWOL | DATE | # AWOL | DATE | # AWOL |
| 2 | 54 | 1 | 44 | 2 | 44 | 1 | 39 |
| 3 | 54 | 2 | 42 | 3 | 44 | 2 | 38 |
| 5 | 50 | 5 | 38 | 4 | 38 | 3 | 36 |
| 8 | 50 | 6 | 37 | 5 | 36 | 4 | 36 |
| 9 | 46 | 7 | 43 | 6 | 37 | 7 | 39 |
| 10 | 42 | 8 | 45 | 9 | 38 | 8 | 38 |
| 11 | 42 | 9 | 44 | 10 | 41 | 9 | 38 |
| 12 | 44 | 12 | 40 | 11 | 38 | 10 | 38 |
| 15 | 45 | 13 | 40 | 12 | 41 | 11 | 39 |
| 16 | 45 | 14 | 40 | 13 | 41 | 14 | 39 |
| 17 | 50 | 15 | 40 | 16 | 41 | 15 | 41 |
| 18 | 48 | 16 | 40 | 17 | 41 | 16 | 42 |
| 19 | 43 | 19 | 40 | 18 | 42 | 17 | 43 |
| 22 | 43 | 20 | 40 | 19 | 46 | 18 | 42 |
| 23 | 43 | 21 | 41 | 20 | 41 | 21 | 46 |
| 24 | 45 | 22 | 41 | 23 | 40 | 22 | |
| 25 | 45 | 23 | 43 | 24 | 40 | 23 | |
| 26 | 44 | 26 | 42 | 25 | 38 | 24 | |
| 29 | 46 | 27 | 42 | 26 | 37 | 25 | |
| 30 | 47 | 28 | 44 | 27 | 35 | 28 | |
| 31 | 45 | 29 | 44 | 30 | 37 | 29 | |
| | | 30 | 44 | | | 30 | |
| | | | | | | 31 | |